

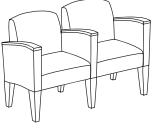
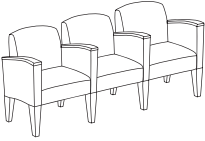




BELMONT SERIES

Product Features:

- Refined exposed leg design
- Heavy-duty construction, 400 lb. capacity per seat on all standard seating
- 750 lb. capacity on bariatric guest chair

Seating

	Model#/ Description	Specifications/Dimensions	Shipping	Pricing
	G1451K4 Guest Chair	Seat Height: 19.5 Arm Height: 26 Overall: 26 x 26 x 32.5 Inside: 20 x 19 x 14 COM Yardage: 4.5	W"xD"xH" UPS: Yes Weight: 45 Cube: 7.7 Cartons: 1 Ship Code: B Units: 1	Grade 2 \$ 642 Grade 3 \$ 758 Grade 4 \$ 791 Grade 5 \$ 834 Grade 6 \$ 887 Grade 7 \$ 972 Grade 8 \$ 1,099 Grade 9 \$ 1,227
	G1551K4 Loveseat	Seat Height: 19.5 Arm Height: 26 Overall: 49 x 26 x 32.5 Inside: 43 x 19 x 14 COM Yardage: 5.5	UPS: Yes Weight: 72 Cube: 32.0 Cartons: 2 Ship Code: B Units: 2	Grade 2 \$ 897 Grade 3 \$ 1,051 Grade 4 \$ 1,093 Grade 5 \$ 1,152 Grade 6 \$ 1,223 Grade 7 \$ 1,337 Grade 8 \$ 1,506 Grade 9 \$ 1,676
	G2453K4 2 Seats w/ Center Arm	Seat Height: 19.5 Arm Height: 26 Overall: 49 x 26 x 32.5 Inside: 20 x 19 x 14 COM Yardage: 8	UPS: Yes Weight: 85 Cube: 13.8 Cartons: 2 Ship Code: B Units: 2	Grade 2 \$ 1,167 Grade 3 \$ 1,369 Grade 4 \$ 1,424 Grade 5 \$ 1,502 Grade 6 \$ 1,595 Grade 7 \$ 1,744 Grade 8 \$ 1,966 Grade 9 \$ 2,190
	G3453K4 3 Seats w/ Center Arms	Seat Height: 19.5 Arm Height: 26 Overall: 72 x 26 x 32.5 Inside: 20 x 19 x 14 COM Yardage: 11	UPS: Yes Weight: 125 Cube: 19.9 Cartons: 3 Ship Code: B Units: 3	Grade 2 \$ 1,692 Grade 3 \$ 1,980 Grade 4 \$ 2,059 Grade 5 \$ 2,170 Grade 6 \$ 2,303 Grade 7 \$ 2,516 Grade 8 \$ 2,834 Grade 9 \$ 3,153
	G4453K4 4 Seats w/ Center Arms	Seat Height: 19.5 Arm Height: 26 Overall: 95 x 26 x 32.5 Inside: 20 x 19 x 14 COM Yardage: 14	UPS: Yes Weight: 165 Cube: 26.0 Cartons: 4 Ship Code: B Units: 4	Grade 2 \$ 2,217 Grade 3 \$ 2,591 Grade 4 \$ 2,694 Grade 5 \$ 2,839 Grade 6 \$ 3,011 Grade 7 \$ 3,288 Grade 8 \$ 3,701 Grade 9 \$ 4,116
	G5453K4 5 Seats w/ Center Arms	Seat Height: 19.5 Arm Height: 26 Overall: 118 x 26 x 32.5 Inside: 20 x 19 x 14 COM Yardage: 17	UPS: Yes Weight: 205 Cube: 32.1 Cartons: 5 Ship Code: B Units: 5	Grade 2 \$ 2,742 Grade 3 \$ 3,203 Grade 4 \$ 3,329 Grade 5 \$ 3,507 Grade 6 \$ 3,719 Grade 7 \$ 4,060 Grade 8 \$ 4,568 Grade 9 \$ 5,079

Product Features:

- Matching solid hardwood tables with high pressure laminate inlays (choice of charcoal matrix or gray matrix inlays)

**BELMONT
SERIES**

**Bariatric
Seating**



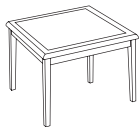
Model#/ Description	Specifications/Dimensions	Shipping	Pricing
G1851K4 Bariatric Guest Chair	Seat Height: 19.5	UPS: Yes	Grade 2 \$ 948
	Arm Height: 26	Weight: 62	Grade 3 \$ 1,102
	Overall: 36 x 26 x 32.5	Cube: 27.0	Grade 4 \$ 1,144
	Inside: 30 x 19 x 14	Cartons: 2	Grade 5 \$ 1,203
	COM Yardage: 5.5	Ship Code: B	Grade 6 \$ 1,274
		Units: 2	Grade 7 \$ 1,388
			Grade 8 \$ 1,557
			Grade 9 \$ 1,727

Tables

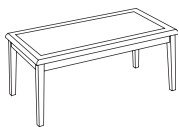
Please specify charcoal matrix or gray matrix inlay.



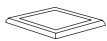
G1255T5 End Table	Overall: 20 x 20 x 20.5	UPS: Yes	\$ 278
		Weight: 23	
		Cube: 1.8	
		Cartons: 1	
		Ship Code: A	
		Units: 1	



G1355T5 Corner Table	Overall: 24 x 24 x 20.5	UPS: Yes	\$ 325
		Weight: 32	
		Cube: 2.4	
		Cartons: 1	
		Ship Code: A	
		Units: 1	



G1455T5 Coffee Table	Overall: 40 x 20 x 16.5	UPS: Yes	\$ 361
		Weight: 35	
		Cube: 2.2	
		Cartons: 1	
		Ship Code: A	
		Units: 1	



G0295T1 Connecting Center Table	Overall: 20 x 20 x 15	UPS: Yes	\$ 173
		Weight: 15	
		Cube: 1.3	
		Cartons: 1	
		Ship Code: A	
		Units: 1	