
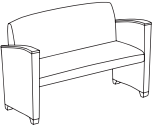
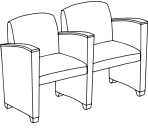
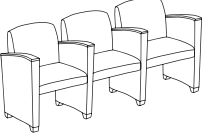
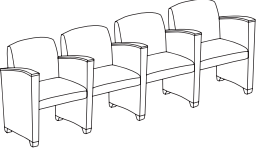
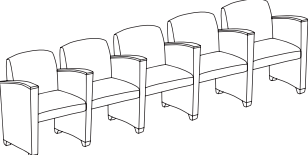


SAVOY SERIES

Product Features:

- Heavy-duty construction, 400 lb. capacity per seat on all standard seating
- 750 lb. capacity on bariatric guest chair

Seating

	Model#/ Description	Specifications/Dimensions	Shipping	Pricing
	G1401G4 Guest Chair	W"xD"xH" Seat Height: 18.5 Arm Height: 26 Overall: 26 x 26 x 32.5 Inside: 20 x 19 x 16 COM Yardage: 4.5	UPS: Yes Weight: 55 Cube: 7.7 Cartons: 1 Ship Code: B Units: 1	Grade 2 \$ 625 Grade 3 \$ 779 Grade 4 \$ 821 Grade 5 \$ 880 Grade 6 \$ 951 Grade 7 \$ 1,065 Grade 8 \$ 1,234 Grade 9 \$ 1,404
	G1501G4 Loveseat	Seat Height: 18.5 Arm Height: 26 Overall: 49 x 26 x 32.5 Inside: 43 x 19 x 16 COM Yardage: 5.5	UPS: Yes Weight: 82 Cube: 32.0 Cartons: 2 Ship Code: B Units: 2	Grade 2 \$ 881 Grade 3 \$ 1,073 Grade 4 \$ 1,126 Grade 5 \$ 1,200 Grade 6 \$ 1,289 Grade 7 \$ 1,430 Grade 8 \$ 1,642 Grade 9 \$ 1,855
	G2403G4 2 Seats w/ Center Arm	Seat Height: 18.5 Arm Height: 26 Overall: 49 x 26 x 32.5 Inside: 20 x 19 x 16 COM Yardage: 8	UPS: Yes Weight: 95 Cube: 13.8 Cartons: 2 Ship Code: B Units: 2	Grade 2 \$ 1,133 Grade 3 \$ 1,402 Grade 4 \$ 1,476 Grade 5 \$ 1,580 Grade 6 \$ 1,703 Grade 7 \$ 1,902 Grade 8 \$ 2,198 Grade 9 \$ 2,496
	G3403G4 3 Seats w/ Center Arms	Seat Height: 18.5 Arm Height: 26 Overall: 72 x 26 x 32.5 Inside: 20 x 19 x 16 COM Yardage: 11	UPS: Yes Weight: 135 Cube: 19.9 Cartons: 3 Ship Code: B Units: 3	Grade 2 \$ 1,641 Grade 3 \$ 2,025 Grade 4 \$ 2,130 Grade 5 \$ 2,279 Grade 6 \$ 2,456 Grade 7 \$ 2,739 Grade 8 \$ 3,163 Grade 9 \$ 3,588
	G4403G4 4 Seats w/ Center Arms	Seat Height: 18.5 Arm Height: 26 Overall: 95 x 26 x 32.5 Inside: 20 x 19 x 16 COM Yardage: 14	UPS: Yes Weight: 175 Cube: 26.0 Cartons: 4 Ship Code: B Units: 4	Grade 2 \$ 2,149 Grade 3 \$ 2,648 Grade 4 \$ 2,785 Grade 5 \$ 2,978 Grade 6 \$ 3,208 Grade 7 \$ 3,576 Grade 8 \$ 4,127 Grade 9 \$ 4,681
	G5403G4 5 Seats w/ Center Arms	Seat Height: 18.5 Arm Height: 26 Overall: 118 x 26 x 32.5 Inside: 20 x 19 x 16 COM Yardage: 17	UPS: Yes Weight: 215 Cube: 32.1 Cartons: 5 Ship Code: B Units: 5	Grade 2 \$ 2,657 Grade 3 \$ 3,271 Grade 4 \$ 3,439 Grade 5 \$ 3,677 Grade 6 \$ 3,960 Grade 7 \$ 4,414 Grade 8 \$ 5,092 Grade 9 \$ 5,773

Product Features:

- Matching solid hardwood tables with high pressure laminate inlays (choice of charcoal matrix or gray matrix inlays)

**SAVOY
SERIES**

Bariatric Seating



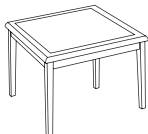
Model#/Description	Specifications/Dimensions	Shipping	Pricing
G1801G4 Bariatric Guest Chair	Seat Height: 18.5	UPS: Yes	Grade 2 \$ 929
	Arm Height: 26	Weight: 72	Grade 3 \$ 1,121
	Overall: 36 x 26 x 32.5	Cube: 27.0	Grade 4 \$ 1,174
	Inside: 30 x 19 x 16	Cartons: 2	Grade 5 \$ 1,248
	COM Yardage: 5.5	Ship Code: B	Grade 6 \$ 1,337
		Units: 2	Grade 7 \$ 1,478
			Grade 8 \$ 1,690
			Grade 9 \$ 1,903

Tables


Please specify charcoal matrix or gray matrix inlay.



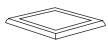
G1250T5 End Table	Overall: 20 x 20 x 20.5	UPS: Yes	\$ 278
		Weight: 23	
		Cube: 1.8	
		Cartons: 1	
		Ship Code: A	
		Units: 1	



G1350T5 Corner Table	Overall: 24 x 24 x 20.5	UPS: Yes	\$ 325
		Weight: 32	
		Cube: 2.4	
		Cartons: 1	
		Ship Code: A	
		Units: 1	



G1450T5 Coffee Table	Overall: 40 x 20 x 16.5	UPS: Yes	\$ 361
		Weight: 35	
		Cube: 2.2	
		Cartons: 1	
		Ship Code: A	
		Units: 1	



G0290T1 Connecting Center Table	Overall: 20 x 20 x 15	UPS: Yes	\$ 173
		Weight: 15	
		Cube: 1.3	
		Cartons: 1	
		Ship Code: A	
		Units: 1	

Options

Black Urethane Arm Caps

No Additional Charge

Please request when ordering.