



Harmony Day Bed



822 Twin Convertible Seat

Harmony is the ideal answer for an overnight, comfortable stay in a patient room. It is available in three widths to accommodate most rooms. The full size version of Harmony provides an adequate sleeping space with room for two adults - perfect for an overnight stay in a children's facility.



822 Twin Day Bed




Standard Features

- Wall-saver design
- Lift the front of seat and pull out base to convert to a 78" bed
- Lift chair back and roll forward to close and lock, converts unit back to chair
- Ample storage under seat for sheets, pillows, blankets, etc.
- Warranty: Limited lifetime on seating components. Three years on recliner mechanism.




092608Harmony

821 Single Day Bed




Overall WDH: 38.5" x 39" x 35"

822 Twin Day Bed



Overall WDH: 46.5" x 39" x 35"

823 Full Day Bed



Overall WDH: 55" x 39" x 35"

